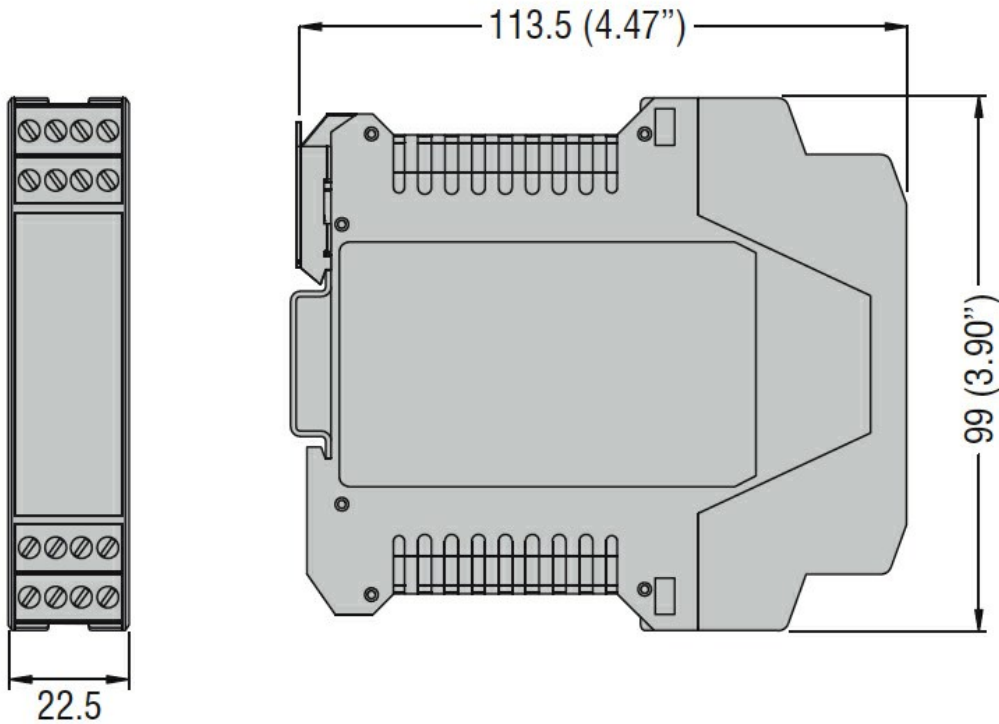




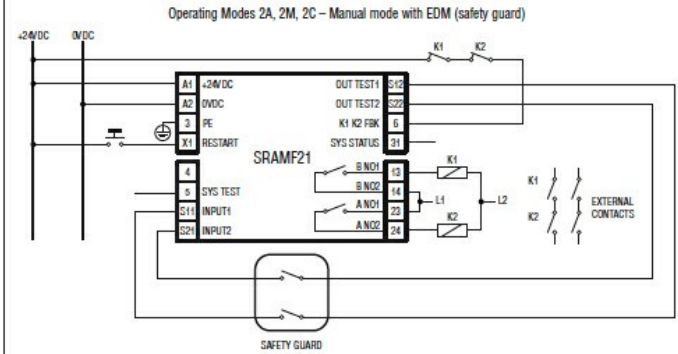
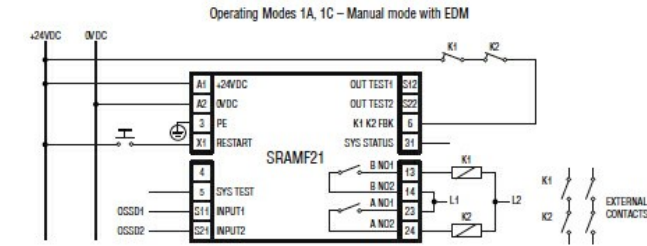
Product designation	SRA	
Product type designation	Multifunction	
General characteristics		
Functions	Safety barrier with fail safe OSSD outputs; RFID; Emergency stop button; Gate monitoring applications; Two-hand devices control; Type 2 safety photocells	
Auxiliary supply		
Nominal auxiliary voltage supply	24VDC	
Operating range	V	19...29VDC
Overvoltage category	III	
Insulation voltage	kV	4
Protections	Signaling output protected from overload	
Input characteristics		
Number of inputs	Nr.	2
Input current	mA	Typical 4.3
Input voltage	0-30VDC	
Output characteristics		
Number of safe outputs NO	Nr.	2
Number of safe outputs NC	Nr.	0
Number of feedback outputs	Nr.	1PNP
Output type	Relays with forcibly guided contacts	
Output contacts ratings	AC1 250V: 6A-2000VA AC15 230V: 5A DC13 24V: 2A	
UL 508 ratings	Pilot duty: B300-Q300	
Mechanical life	cycles	>10 ⁷
Electrical life AC1 at 360 commutations/h	cycles	10 ⁵
Safety parameters		
ISO 13849-1 security category	Cat. 4	
ISO 13849-1 performance level	PLe	
Mechanical features		
Fixing	35mm DIN rail	

Weight		g	150
Ambient conditions			
Protection degree			IP40 on front IP20 on terminals
Pollution degree			2
Temperature	Operating temperature	min	°C -25
		max	°C +55
	Storage temperature	min	°C -30
		max	°C +70
Relative humidity		%	≤95

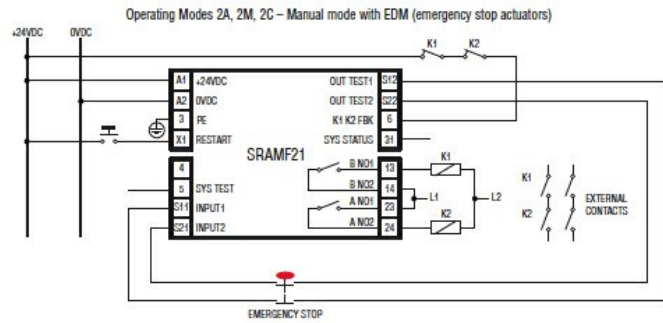
Dimensions [mm (in)]



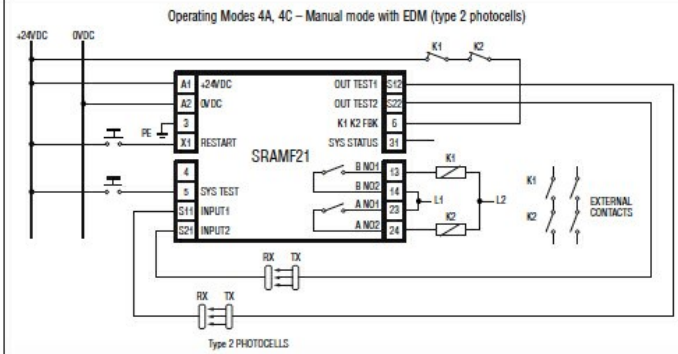
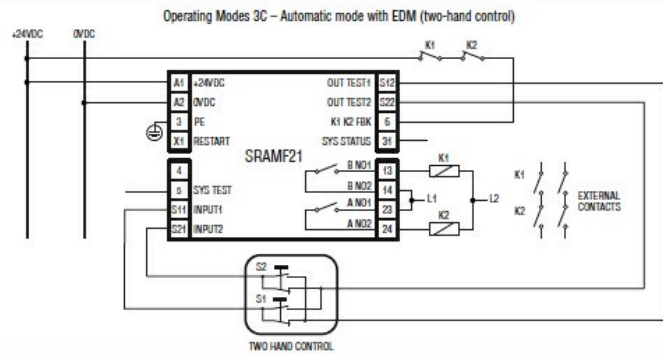
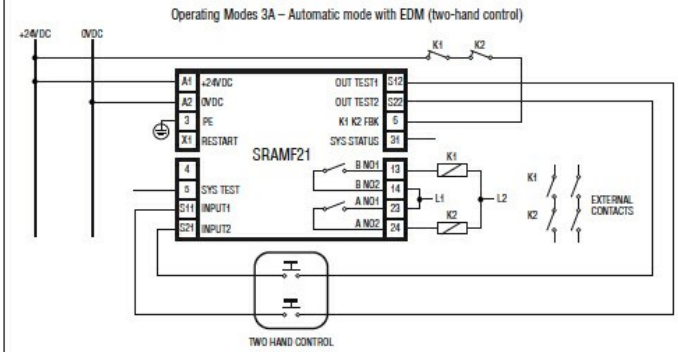
Wiring diagrams



(Mode 2M) When pin X1 is permanently connected to 24VDC the module works in Automatic Restart mode



(Mode 2M) When pin X1 is permanently connected to 24VDC the module works in Automatic Restart mode



Certifications and compliance

Compliance

EN/BS 62061
EN/ISO/BS 13849-1

Certificates

cULus
TUV

ETIM classification

ETIM 8.0

EC001449 -
Device for
monitoring of
safety-related
circuits